

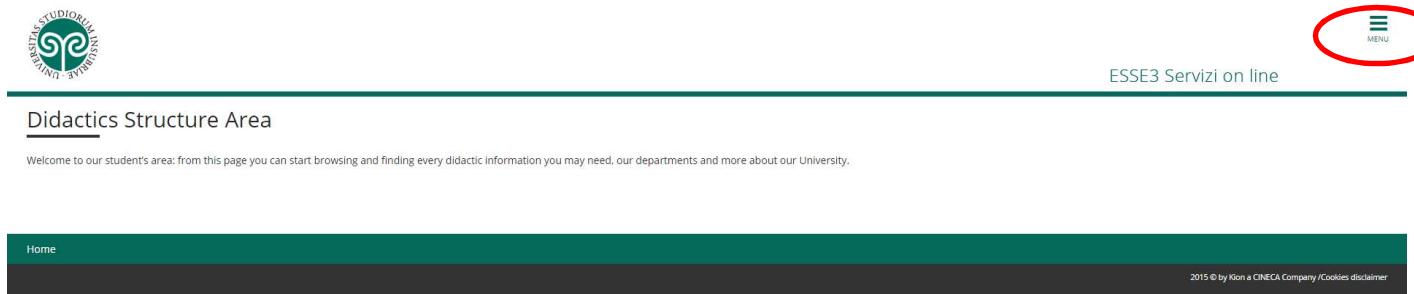


For admission to Phd Courses of Università degli studi dell'Insubria, you will be able to register on the site on the following pages. 1-3.

Who have already registered should follow the steps beginning on page 4 APPLICATION FORM.
Click on the page of the [call](#) and then to the [on line application](#).

REGISTRATION:

In the 1st page of the system click on "Menu"



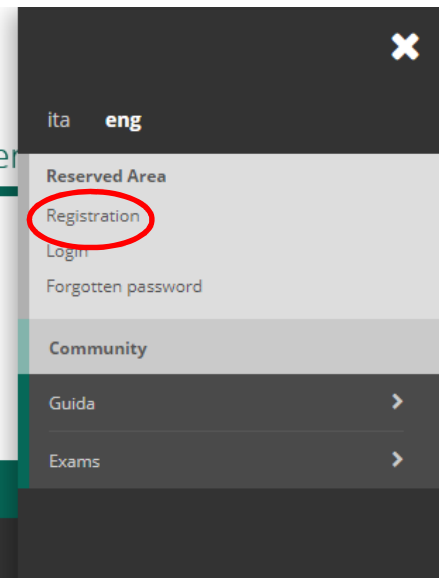
And choose the language "eng"



then click on "Registration"



ESSE3 Ser



ents and more about our University.

Then on “Create an account”

Create an account

Through the following pages, you can create an account on the information system of the University of Insubria.

In the list below you can find the information that will be required during the registration. In particular during the

Before continuing, please read the information for the personal data processing, according to the Legislative Decree [didattica/serv-segreterie-studenti](#)).


Activity	Section
A - Registration	
	Fiscal Code
	Personal Data
	Address of Residence
	Address of domicile (if different from the residence)
	Contact details
	Choose your password
	Account summary
	Registration completed

Create an account

Then insert your fiscal code, if you already have on.

Just in case you don't already have one fiscal code flag on “Foreign student without Fiscal Code”

Then click on "Continue"



Fiscal Code

Fiscal Code

Fiscal Code

Fiscal Code

Foreign student without Fiscal Code

Back **Continue**

Home

Insert personal data requested by clicking every time on "Forward" and in the end "Confirm", in the end you'll the summary of all the data inserted and click on "Confirm".

The user and password will be displayed to be used for authentication and access to the system.

To continue immediately with the competition registration, click on "Login". If you want to continue with the registration for the competition at a later time, click on "Exit".

WARNING

If you want submit the application for the participation to the competition you must have the file pdf (for upload) of the Assessable qualifications provided by the Announcement of competition for admission to PhD courses.

The application must be accompanied by the following documents:

- Diploma and transcript of records legalized and officially translated and by the Italian Diplomatic body (Embassy or Consulate) in the country where the title has been obtained;
- "Dichiarazione di Valore in Loco" issued by the Italian Diplomatic body (Embassy or Consulate) in the country where the title has been obtained.

If the title has been attained in European universities it is possible to submit, as an alternative to the "Dichiarazione di Valore", the diploma Supplement, legalized by the competent authorities before entering the competition, you are reminded to prepare all files in pdf evaluable titles listed in the vacancy announcement for each PhD



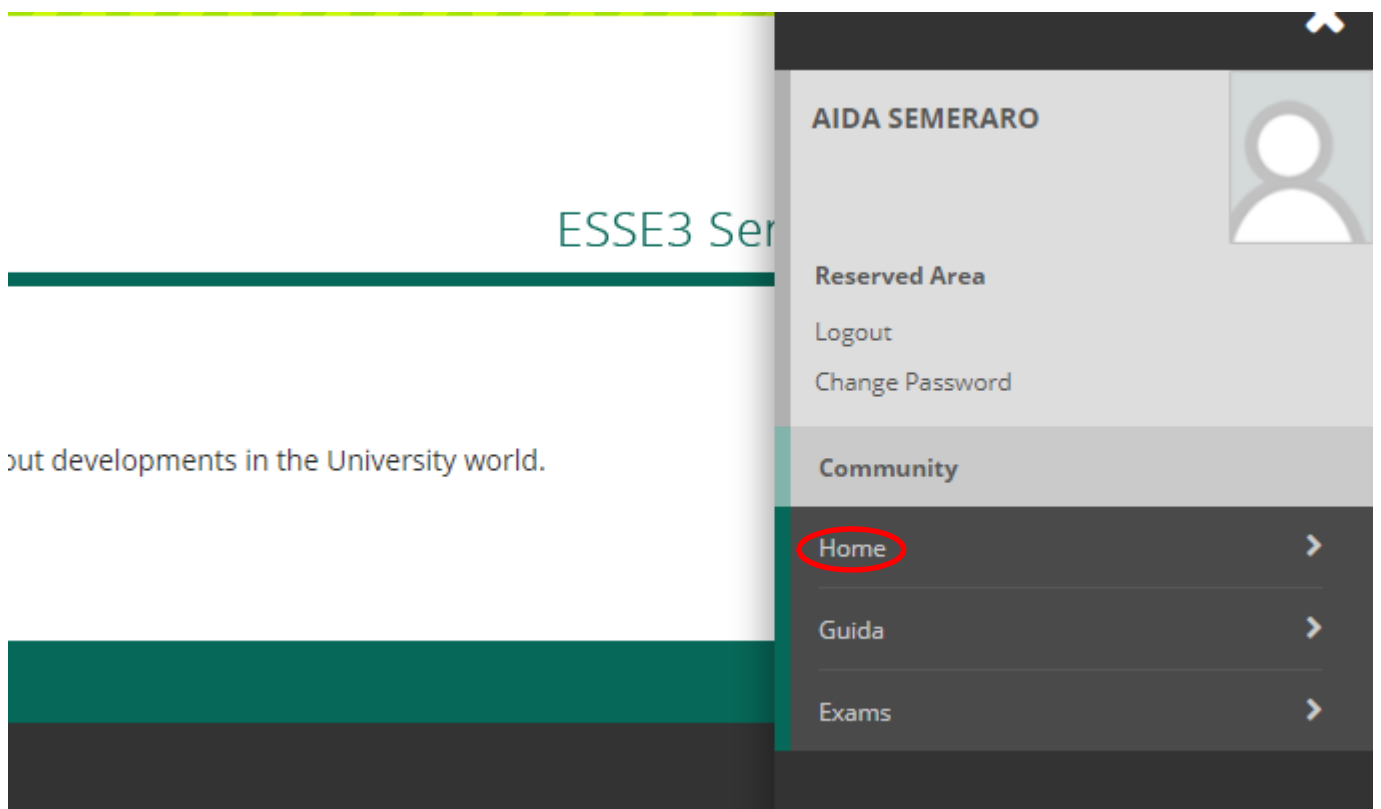
UNIVERSITÀ DEGLI STUDI DELL'INSUBRIA

REGISTRATION FOR THE PHD CALL ADMISSION

Click on “Login” and use your credentials to enter the system



Click on “Home”



And then on “Admission test”



ESSE3 Ser

If up to date about developments in the University world.

AIDA SEMERARO

Reserved Area

Logout

Change Password

Community

< Home

Personal data

Thematic channels

Payments

Admission test

Assessment test

State examination

Registration

Impegni e Prenotazioni Appuntamenti in Segreteria

Click on “Admission procedure”



Admission Procedure

Through the following pages, you can apply for a competition to be admitted to :

- An undergraduate or a graduate degree with limited access
- A residency program
- A PhD program
- A Specialization program (Master)

Throughout the application procedure you will be required the following information: the competition you would apply for, the pers data related to your title.

Before continuing, please read the information for the personal data processing, according to the Legislative Decree n. 196 <https://www.uninsubria.it/la-didattica/serv-segreterie-studenti>.

Admission Procedure

Home

Flag on “PhD” program and then “Continue”

Course choice

Please, select the course typology you want to apply for

Course typology choice

Post reform* PhD program MASTER

Back

Continue

Home



Choose a PhD Course and then click on “Continue”



Competition list

Please, select the competition you want to apply for

Competition choice

- Competition*** Chemical Science from 18/06/2019 12:00 to 31/07/2019 12:00
- Competition*** Clinical and experimental Medicine and medical Humanities from 18/06/2019 12:00 to 31/07/2019 12:00
- Competition*** Computer Science and mathematics of computation from 18/06/2019 12:00 to 31/07/2019 12:00
- Competition*** Environmental Science from 18/06/2019 12:00 to 31/07/2019 12:00
- Competition*** Experimental and translational Medicine from 18/06/2019 12:00 to 31/07/2019 12:00
- Competition*** Law and Humanities from 18/06/2019 10:00 to 31/07/2019 12:00
- Competition*** Life Science and Biotechnology from 18/06/2019 12:00 to 31/07/2019 12:00
- Competition*** Physics and astrophysics from 18/06/2019 12:00 to 31/07/2019 12:00

Back

Continue

Confirm, if correct, your choice clicking on “Confirm and continue”



Please, confirm the competition choice

Please, verify the information related to choices made in previous pages

Competition

Title typology

Course tipology

Description

Back

Confirm and continue

Insert an identify document following instructions and then continue



IDs

This page displays the list of IDs previously uploaded, it is possible to enter further documents data

ID previously uploaded

 ID's have not been uploaded (**ATTENTION: you must upload front and back of the document**)

Upload new Identity document

Back

Continue

Indicate from the drop-down menu the order of preference for the language in which the competition is held and click on "Continue"



Language preferences

Please, choose a language for the competition or the course

1 Language

1Preference*

English

2Preference*

Italian

Back

Continue

Home

To choose the administrative category click on "Continue"

Administrative category and disability assistance choice

Please choose your administrative category for the admission competition you are applying for and, eventually, re

Exams


Description	Type
Tiltes assessment	Tiltes assessment
Oral exam	Oral

Proceed with entering the required titles by clicking on the "Enter" button and fill in the fields required by the system on the title you intend to insert

Detail of the required titles

In the following pages you will be requested data on titles attained during your previous studies

Alternative study titles

 To continue you must complete the entry of all the study titles of at least an optional block. The various options show titles that are mutually alternative:

Option 1:

Blocked status	Title	Remarks	Title status	Actions
<input checked="" type="checkbox"/>	DEGREE		<input type="radio"/>	<input type="button" value="Enter"/>

Option 2:

Blocked status	Title	Remarks	Title status	Actions
<input checked="" type="checkbox"/>	SPECIALISTIC DEGREE		<input type="radio"/>	<input type="button" value="Enter"/>

Option 3:

Blocked status	Title	Remarks	Title status	Actions
<input checked="" type="checkbox"/>	Master Degree		<input type="radio"/>	<input type="button" value="Enter"/>

Option 4:

Blocked status	Title	Remarks	Title status	Actions
<input checked="" type="checkbox"/>	FOREIGN QUALIFICATION		<input type="radio"/>	<input type="button" value="Enter"/>

Then insert qualifications and documents by flag "Yes" and then clicking on "Continue"



qualifications and documents management for the assessment

Please, declare qualifications and documents relevant for the assessment

The chosen competition includes the following types of documents and/or qualificat

Title type
self-certification university degrees
postgraduate courses
language certificates
other titles
thesis/summary
publications
title list presented

Declared titles

No document and/or qualification has been entered

**Would you like to upload
additional documents and / or
titles to the application form?**
**

Yes
 No

When you finish to insert documents flag on “No” and click on “Continue”, you’ll see the list of file inserted, if correct, click on “Continue”

You’ll arrive in the page for insert references, click on “Add request for reference” and insert requested data and then click on “Forward”



Insert reference

Insert a professor/expert indicate by the candidate to provide a reference letter

Reference

Title	<input type="text"/>
Surname*	<input type="text" value="Surname"/>
Name*	<input type="text" value="Name"/>
Email*	<input type="text" value="name.surname@email.com"/>

Home

It will appear the list of references inserted and at the end you click on “Forward”
Then compile questionnaire about University accomodation by clicking on “Fill”, choose if you need an accomodation and where, then click on “Confirm”, you’ll have the possibility to print your choice and then click on “Exit” to return to test admission.
If the “Status” of the questionnaire is green you can click on “Forward”.



ESSE3

List questionnaires

This page lists the questionnaires compiled

Questionnaire	Status	Actions
University accommodation *		<input type="button" value="Fill"/>



CONFIRMATION OF COMPETITION CHOICE

Please, verify the information related to previous choices and then click on “Complete the admission to the competition”



Confirmation of competition choice

Please, verify the information related to previous choices

Competition

Title typology

Description

Valid for

Detail

Language preference

Language , 1° preference

Language , 2° preference

Back

Complete the admission to the competition

Home